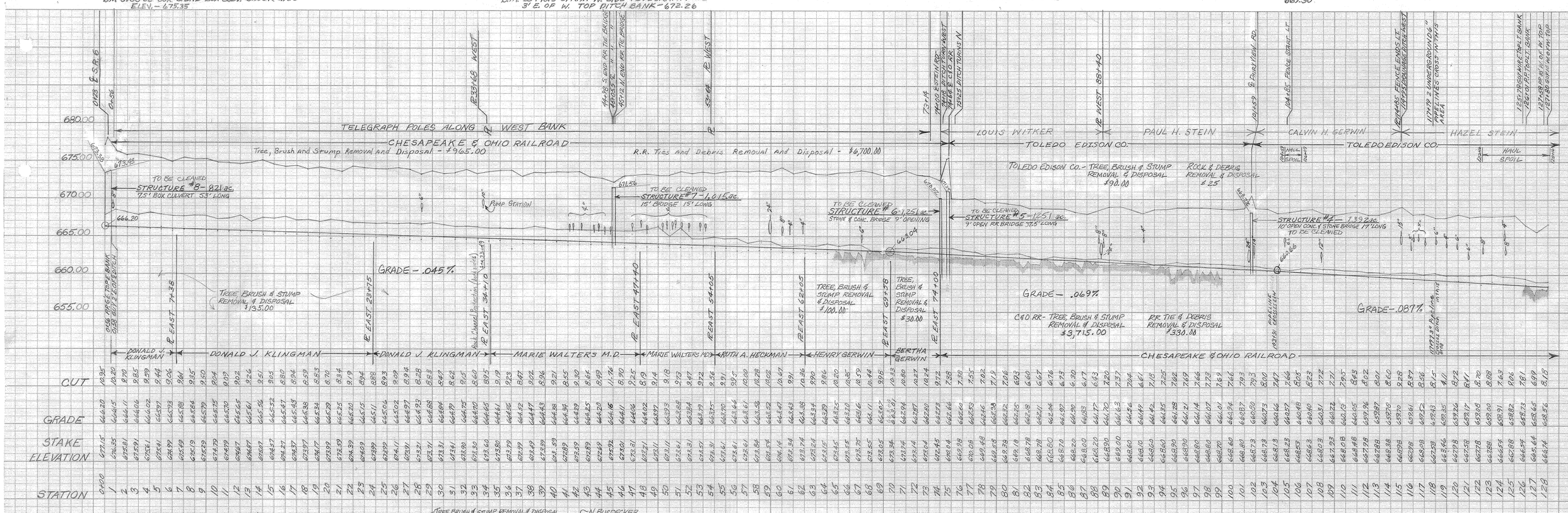

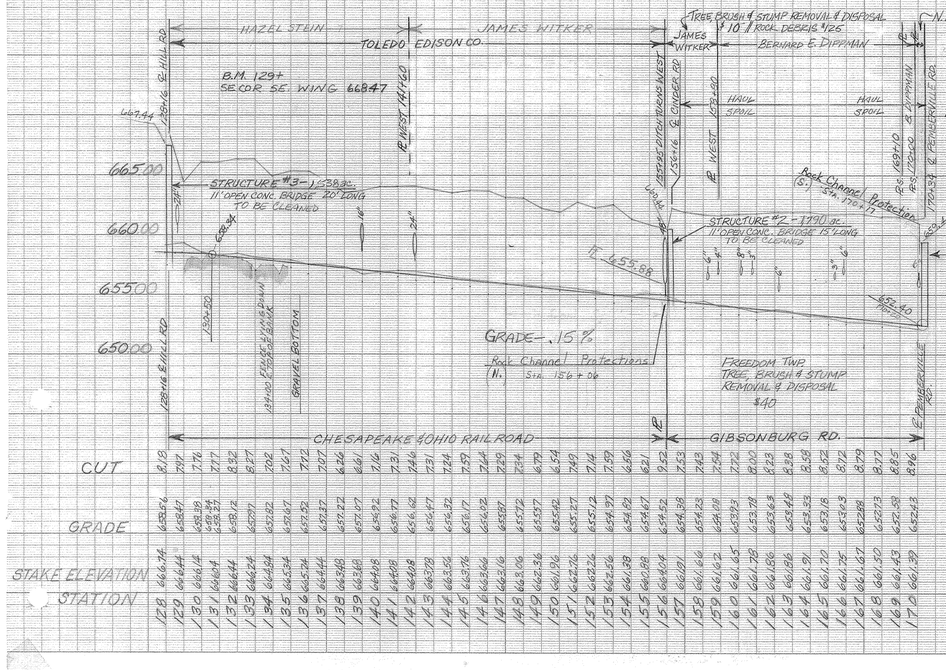

PIPE REPLACEMENT TABLE & DETAIL

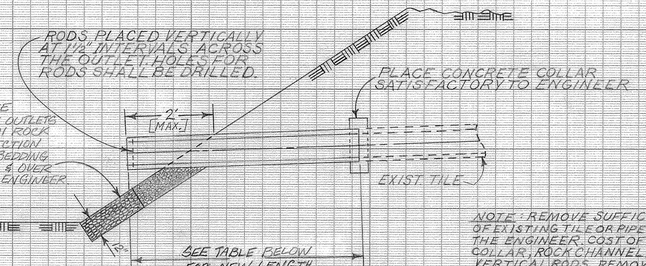

NOTE:

Details of culvert extension under railroad rightaway see sheet 6 of 6 of Cross-Sections

TILE SIZE			
EXISTING TILE DIAMETER	4", 5" and 6"	8"	10" and OVER
REPLACEMENT DIAMETER	6"	8"	10" and OVER
REPLACEMENT LENGTHS	12 FEET	12 FEET	20 FEET

THE CONTRACTOR MAY HAVE THE OPTION TO USE THE FOLLOWING TILE EXTENSIONS, BUT, FOR EXAMPLE, IF THE CONTRACTOR USES AN 8" TILE EXTENSION OVER A 6" TILE HE GETS PAID FOR A 6" TILE EXTENSION:

8" TILE EXTENSION OVER 6" TILE
10" " " " 8" TILE
12" " " " 10" TILE

ALONG THE TOLEDO EDISON RIGHT OF WAY, ALL SPOIL SHALL BE LEVELED IN THE FIELD TO THE WEST OF THE DRIVE, EXCEPT FROM STATION 104+07 to STA. 114+86 WHERE IT SHALL BE LEVELED IN THE RIGHT-OF-WAY, AND WHERE OTHERWISE SPECIFIED TO BE HAULED AWAY.

CONSTRUCTION RIGHT OF WAY WILL BE 70 FEET PERPENDICULAR TO THE CREST OF THE COMPLETED DITCH BANK ON BOTH SIDES OF THE DITCH EXCEPT ALONG A ROAD WHERE IT BECOMES 70 FEET ON THE FIELD SIDE ONLY.

TYPICAL CROSS SECTIONS

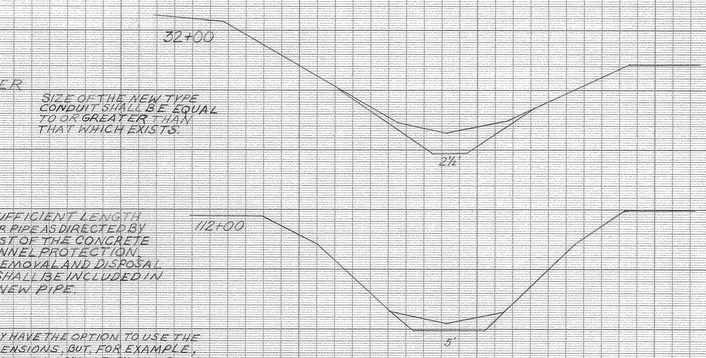

SIZE OF THE NEW TYPE CONDUIT SHALL BE EQUAL TO 0% GREATER THAN THAT WHICH EXISTS.

NOTE: REMOVE SUFFICIENT LENGTH OF EXISTING TILE OR PIPE AS DIRECTED BY THE ENGINEER. COST OF THE CONCRETE COLLAR, ROCK CHANNEL PROTECTION, VERTICAL RODS, REMOVAL AND DISPOSAL OF EXISTING PIPE SHALL BE INCLUDED IN THE COST OF THE NEW PIPE.

DAN LEEMASTER DITCH #2421
WOOD COUNTY - MONTGOMERY AND FREEDOM TOWNSHIPS -
DONALD R. MCNELLY - CO. ENGINEER -
DITCH BOOK # 157 -
DRAWING 6 OF 6 DATE FEB. 1980

SCALE: 1" = 6' VERTICAL 1" = 400' HORIZONTAL

KEUFFEL & ESSER CO. MADE IN U.S.A.
K&E STANDARD ® PROFILE PLATE 8 4X30
KEUFFEL & ESSER CO. MADE IN U.S.A.
K&E STANDARD ® PROFILE PLATE 8 4X30
KEUFFEL & ESSER CO. MADE IN U.S.A.